_K2 Ethernet Series HMI Panels / _K2網路型人機介面 / _K2网口型人机界面

Outlet Dimension / 外觀尺寸/ 外观尺寸

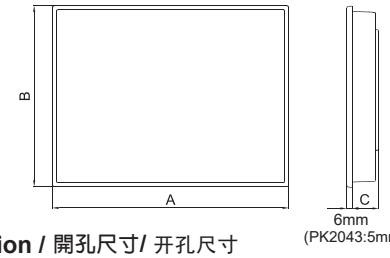

Cut Out Dimension / 開孔尺寸/ 开孔尺寸

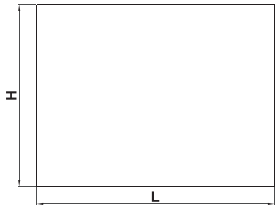

Model	A	B	C*	L	H
_K2043	129mm/5.08"	103mm/4.06"	33mm/1.30"	118.5mm/4.67"	92.5mm/3.64"
_K2070	203.5mm/8.01"	148.5mm/5.85"	37mm/1.46"	191.5mm/7.54"	138mm/5.43"
_K2080	233mm/9.17"	176mm/6.93"	42.2mm/1.66"	221mm/8.70"	163.5mm/6.44"
_K2100 / _K2104	270.8mm/10.66"	212.8mm/8.38"	42.5mm/1.67"	259mm/10.2"	201mm/7.91"
_K2120 / _K2121	335.4mm/13.20"	245.9mm/9.68"	58.2mm/2.29"	302mm/11.89"	228mm/8.98"
_K2150	399.1mm/15.71"	297.6mm/11.72"	57.5mm/2.26"	384.5mm/15.14"	283mm/11.14"

* _K2043:Including 5pin-Terminal / 包含5Pin端子 /包含5Pin端子
* _K2070&_K2080&_K2100&_K2104&_K2120&_2121&K2150:
Including COM4/5 5pin-Terminal(Optional) / 包含COM4/5 5Pin端子(選購) /包含COM4/5 5Pin端子(选购)

1

Function View / 功能配置圖/ 功能配置图

_K2043

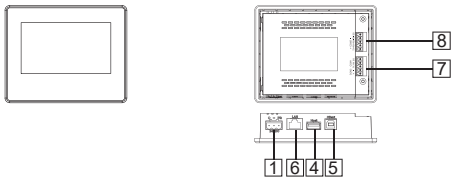

_K2070

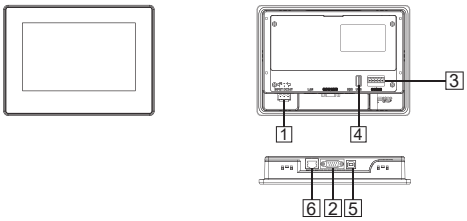

_K2080

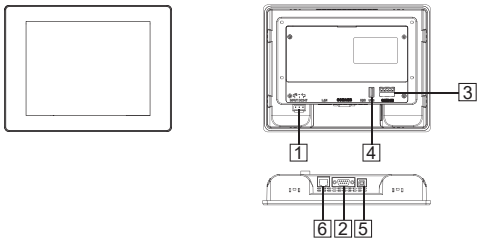

_K2100

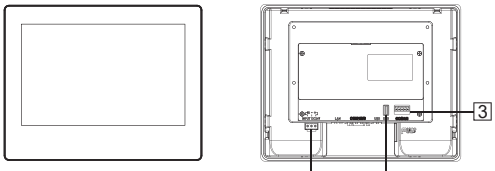

_K2104

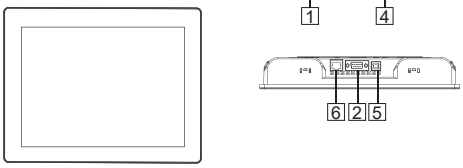

3

Installation Drawing for Locks / 固定件安裝示意圖 / 锁具安装示意图

Plastic Locks / 塑膠安裝固定件 / 塑料安装锁具

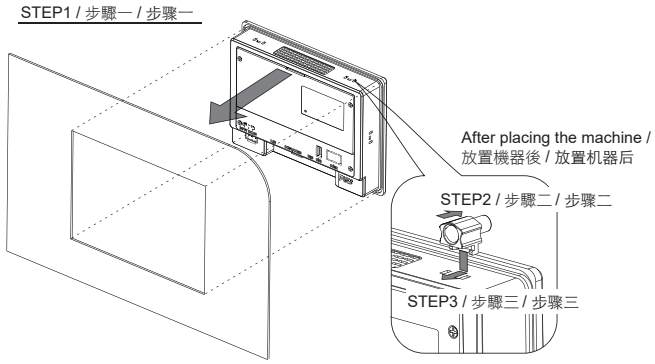

Metal Locks / 金屬安裝固定件 / 金属安装锁具

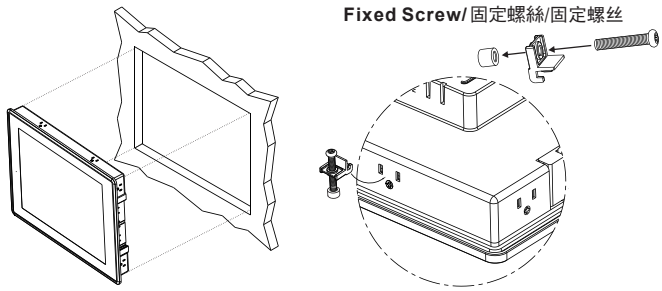

Tighten each fixing screw until the bezel corner gets in contact with the panel.
使用固定螺絲固定時請注意不要鎖太緊，以避免壓迫造成其他問題 /
使用固定螺丝固定时请注意不要锁太紧，以避免压迫造成其他问题
Suggested torque for fixing screws: 0.25~0.34Nm /
固定螺絲扭力建議值:0.25~0.34Nm / 固定螺丝扭力建议值:0.25~0.34Nm

2

_K2120
_K2121

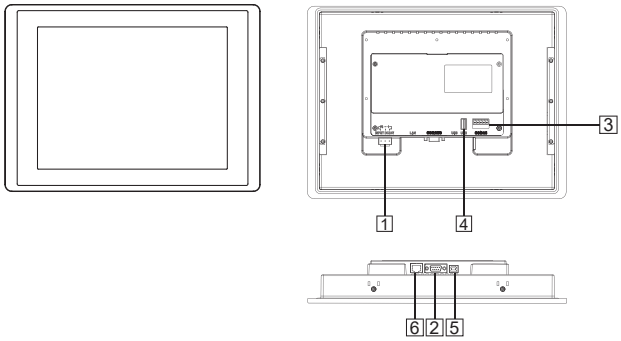

_K2150

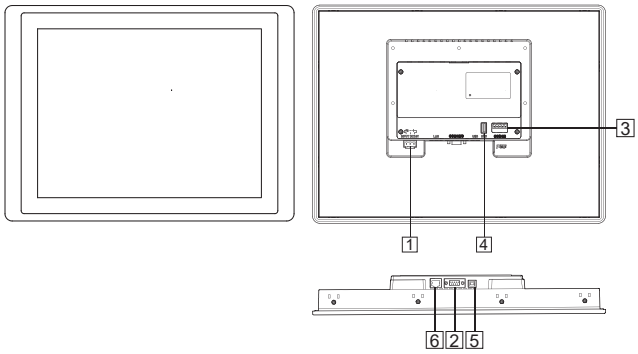

1 Power Connector / 電源端子 / 电源端子
2 COM1&2&3 9Pin Female / COM1&2&3 9Pin 母座 / COM1&2&3 9Pin 母座
3 COM4&5 5Pin Terminal(Optional) / COM4&5 5Pin 端子台(選購) / COM4&5 5Pin 端子台(选购)
4 USB Host / USB 主接口 / USB 主接口
5 USB Client / USB從接口 / USB 从接口
6 Ethernet Port / 乙太網路 / 以太网络
7 COM1&3 5Pin Terminal / COM1&3 5Pin 端子台 / COM1&3 5Pin 端子台
8 COM2 5Pin Terminal / COM2 5Pin 端子台 / COM2 5Pin 端子台
COM2&4 5Pin Terminal(Optional) / COM2&4 5Pin 端子台(選購) / COM2&4 5Pin 端子台(选购)

4

Power Supply / 電源供應 / 电源供应

Powered by a Low Voltage / Limited Energy power source.
以低電壓提供電力/限制能源電源 / 以低电压提供电力/限制能源电源

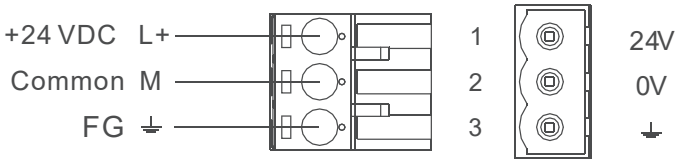

Do not open the rear cover of the panel when power is applied.
電源送電時請勿開啟後殼 / 电源送电时请勿开启后壳

Be sure that the power supply has enough power capacity for the operation of the equipment.
送電時請確定電源設備的電源能力符合產品硬體規範。
送电时请确定电源设备的电源能力符合产品硬体规范。

- _K2043: 24VDC±10% / 0.4A
- _K2070 & _K2080 & _K2100 & _K2104 & _K2120 & _K2121 & _K2150 : 24VDC±10% / 0.8A

Dispose of batteries / 電池處置 / 电池处置

PK2043 - _ _ _L - P / F_ _ _ &
PK2070 / 2080 / 2100 / 2104 - _ _ _L - U_ _ _ &
PK2120 / 2121 / 2150 - _ _ _L - V_ _ _

CR 2450H
Panasonic 3V 600mAh Lithium Coin Unchargeable Battery type 一次性電池/ 一次性电池

BR2450A
Panasonic 3V 550mAh Lithium Coin Unchargeable Battery type 一次性電池 / 一次性电池

Dispose of batteries according to local regulations.
廢棄電池的處置請依據使用者所在地區之規範辦理廢棄電池處置方式。/
废弃电池的处置请依据使用者所在地对废弃电池处置方式办理。

Connections / 腳位圖 / 脚位图

_K2043	21S_ / (選購/选购/ Optional) 31S_ / 41S_	COM1 & COM3 5 Pin Terminal / 5 Pin端子台 / 5 Pin端子台	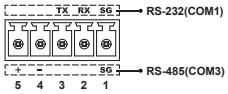
	31S_	COM2 5 Pin Terminal / 5 Pin端子台 / 5 Pin端子台	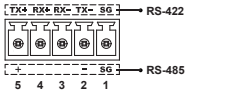
	41S_ (選購/选购/ Optional)	COM2 & COM4 5 Pin Terminal / 5 Pin端子台 / 5 Pin端子台	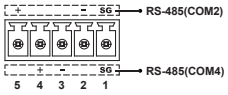

_K2070 & _K2080 & _K2100 & _K2104 & _K2120 & _K2121 & _K2150	31S_ / 51S_ / 51R_	COM1 & COM2 & COM3 DB-9-Female / DB-9 母座 / DB-9 母座 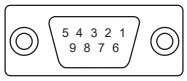	

Pin	Description
1	RS422 TXD+ / RS485 + (COM2)
2	RS232 RXD (COM1)
3	RS232 TXD (COM1)
4	RS422 RXD+ (COM2)
5	SG
6	RS422 TXD- / RS485 - (COM2)
7	RS485 - (COM3)
8	RS485 + (COM3)
9	RS422 RXD- (COM2)

	51S_ (選購/选购/ Optional)	COM4 & COM5 5 Pin Terminal / 5 Pin端子台 / 5 Pin端子台
	51R_ (選購/选购/ Optional)	COM4 & COM5 5 Pin Terminal / 5 Pin端子台 / 5 Pin端子台

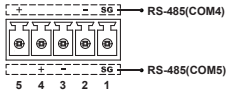

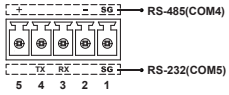

(page 7 for more information / 請接第七頁 / 请接第七页)

_K2070 & _K2080 & _K2100 & _K2104 & _K2120 & _K2121 & _K2150	21S_ (選購/选购/ Optional)	COM1 & COM2 DB-9-Female / DB-9 母座 / DB-9 母座 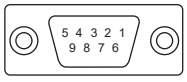	

Pin	Description
1	RS422 TXD+ / RS485 + (COM2)
2	RS232 RXD (COM1)
3	RS232 TXD (COM1)
4	RS422 RXD+ (COM2)
5	SG
6	RS422 TXD- / RS485 - (COM2)
7	N /A
8	N /A
9	RS422 RXD- (COM2)

	21Q_	COM1 & COM2 DB-9-Female / DB-9 母座 / DB-9 母座 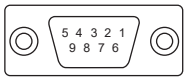	

Pin	Description
1	RS485 + (COM2)
2	RS232 RXD (COM1)
3	RS232 TXD (COM1)
4	N /A
5	SG
6	RS485 - (COM2)
7	N /A
8	N /A
9	N /A

Battery Replacement Installation / 替代電池安裝說明 / 替代电池安装说明

Please scan QR Code to download the installation guide. /
請掃描QR Code下載說明文件 / 请扫描QR Code下载说明文件

* Note: It will affect the product warranty, if open the rear cover and damage the "Void if torn" Warranty label. Please contact us for details. /

* 注意：若於產品保固期限內自行開啟產品後殼造成「撕毀保固無效」貼紙損毀將會影響產品保固。相關保固問題請跟本公司聯絡詢問 /

* 注意：若于产品保固期限内自行开启产品后壳造成「撕毁保固无效」贴纸损毁将会影响产品保固。相关保固问题请跟本公司联络询问

https://reurl.cc/o9WZqM

The products have been designed for use in an industrial environment in compliance with the 2014/30/EU directive.
本產品適用於工業環境並符合2014/30/EU 標準 / 本产品适用于工业环境并符合2014/30/EU标准

The products have been designed in compliance with:
本產品符合以下標準: / 本产品符合以下标准:

- ☑ EN 61000-6-4: 2007 +A1: 2011
- ☑ EN 61000-3-2: 2014
- ☑ EN 61000-3-3: 2013
- ☑ EN 61000-6-2: 2005 / AC: 2005

IEC 61000-4-2: 2008; IEC 61000-4-3: 2006 + A1: 2007 +A2: 2010;
IEC 61000-4-4: 2012; IEC 61000-4-5: 2014 + A1: 2017; IEC 61000-4-6: 2013;
IEC 61000-4-8: 2009; IEC 61000-4-11: 2004 + A1: 2017

The installation of these devices into the residential, commercial and light-industrial environments is allowed only in the case that special measures are taken in order to get the conformity to IEC-61000-6-3
本產品若要安裝於住宅；商業及輕工業的環境時，必須加測特殊檢驗以符合IEC-61000-6-3 /
本产品若要安装于住宅；商业及轻工业的环境时，必须加测特殊检验以符合IEC-61000-6-3

Reproduction of the contents of this copyrighted document, in whole or part without written permission of Cermate Technologies Inc., is prohibited. \
本文件內容版權為Cermate Technologies Inc.所有，非經本公司同意，請勿自行重製、拷貝或修正文件內容
本文件内容版权为Cermate Technologies Inc.所有，非经本公司同意，请勿自行重制、拷贝或修正文件内容

IP SYSTEMES
8 rue du Colonel Chambonnet – BP67
69672 BRON Cedex
Tel. : 04 72 14 18 00
Fax : 04 72 14 18 01
www.ip-systemes.com – info@ip-systemes.fr